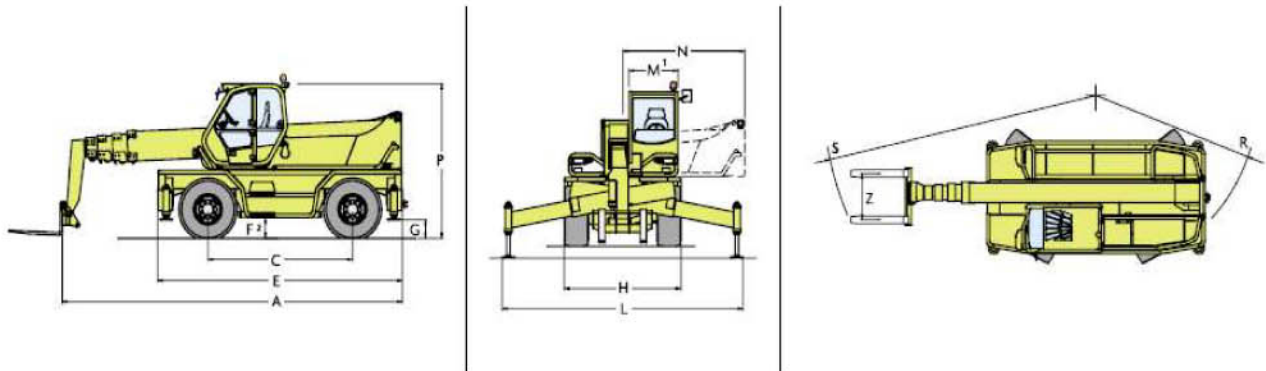


MERLO 50.16 MCSS

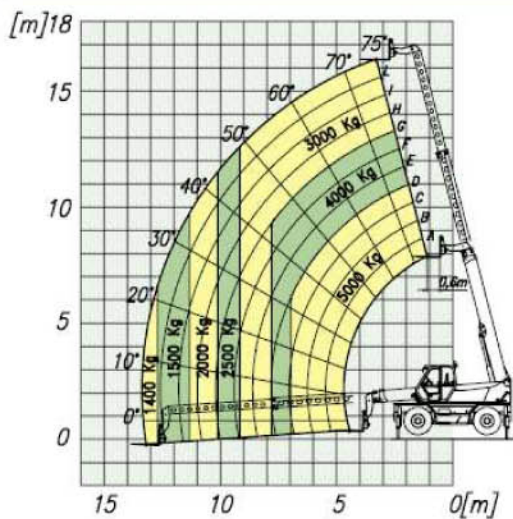


Dimensions

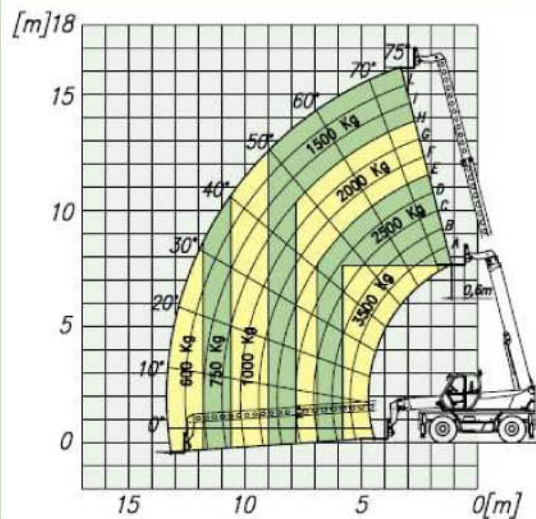
50.16 MCSS

A	mm	6380
C	mm	2970
E	mm	5030
F ²	mm	330
G	mm	410
H	mm	2400
L	mm	4950
M ¹	mm	995
N	mm	2505
P	mm	2950
R	mm	4050
S	mm	5900
Z	mm	850

ROTO 50.16 MCSS WITH FORKS ON STABILISERS - 360° SLEW



ROTO 50.16 MCSS WITH FORKS ON TYRES



WINNER HANDLING

SUSSEX: 01903 230700

SURREY: 01483 456789

EMAIL: SALES@WINNERHANDLING.CO.UK



MERLO 50.16 MCSS

ROTO

50.16 MCSS

Weight

Operating weight (with forks)	kg	14200
-------------------------------	----	-------

Performance

Maximum lift capacity	kg	5000
Maximum lift height	m	16.4
Maximum reach	m	13.4
Lift height with maximum capacity	m	11
Reach with maximum capacity	m	6.1
Capacity at maximum lift height	kg	3000
Capacity at maximum reach	kg	1000

Upperstructure rotation

continuous

Low emission (Euro 2) engine

6 cylinder turbo aftercooled

Power at 2300 rpm (97/68/CE)

107 kW (145 HP)

Speed

1st speed	kph	16
2nd speed (autolimited)	kph	40

Cab

- Conforms to ISO 3449 (FOPS) and ISO 3471 (ROPS).
- '5 x 1' electronic proportional joystick.

Boom

- Four section telescopic assembly (three on ROTO 50.16 MCSS) constructed of high yield steel, sliding upon anti friction wear pads.
- The hydraulic components are internally mounted within the boom structure for maximum protection.

Fork carriage

- Hydraulic operation of the Tac-Lock gives control of attachment locking from the cab.
- A single double-acting hydraulic service is provided at the boom end, together with quick couplings.

Forks

- Floating type: 1200 mm long, 130 x 50 mm section (150 x 60 mm on ROTO 50.16 MCSS)
- Fork spacing manually adjustable between 450 mm and 1050 mm.

Stabilisers

- Automatic and simultaneous retraction on command.

Steering

- All four wheels steer and have an automatic resynchronisation system in case of misalignment as well as selection of 3 steer modes.

Engine

- 6 cylinder water cooled turbo aftercooled Nef engine, compliant with Euro 2 emission regulations, direct injectec and rated at 107 kW (145 HP) at 2300 rpm (97/68/CE)

Transmission

- Hydrostatic, variable flow pump with electronic management.
- Automatic and continuously variable speed from 0 to 40 kph simply by using the accelerator pedal.
- Electrically operated two speed range change gearbox.
- Finger-Touch system means it is possible to change direction even whilst the machine is moving, without the driver moving his hand from the steering wheel.

- Permanent four wheel drive.
- Portal axles for increased ground clearance.

Braking system

- Service brakes: hydraulic disc brakes on all 4 wheels, acting upon the half shafts at the differential
- Automatic parking brake: locking disc brake on main transmission drive shaft, hydraulically released.

Hydraulic system

- Load-Sensing hydraulic system.
- Variable delivery axial piston pump.
- Maximum flow rate: 120 l/min.
- System pressure: 230 bar.

Electrical system

- 12 V system with 160 Ah battery and 90 alternator.
- Road lighting including rotating beacon.

Service capacities

- Hydraulic system: 130 litres
- Fuel: 75 litres
- Hydrostatic oil: 12 litres
- Engine oil: 12 litres
- Engine coolant: 12 litres

Tyres

- 18-22.5 16 PR

Options

- Second electronic joystick mounted on left seat arm
- Radio remote control
- Rear axle differential lock
- Generator 4 kVA - 220 V
- Cab mounted working lights
- Prearranged double acting hydraulic service
- Air conditioning
- Anti-theft immobiliser

WINNER HANDLING

SUSSEX: 01903 230700

SURREY: 01483 456789

EMAIL: SALES@WINNERHANDLING.CO.UK