



MANITOU BT 420

BTI 220 - BTI 225 : 2 wheel drive
BT 420 - BT 425 : 4 wheel drive

BTI 225 - BT 425 : 2500 kg
With Integral Industrial carriage

BTI 220 - BT 420 : 2000 kg
With quick fitting carriage


 **Lifting capacity**
at 500 mm 90m forks beds :
BTI 220 - BT 420 2000 kg
BTI 225 - BT 425 2500 kg
Tipping load at maximum reach :
BTI 220 - BT 420 1030 kg
BTI 225 - BT 425 1200 kg
Rear out force with toother digging bucket to
ISO 8313-1989 with tilting ram 3430 kg


 **Lifting height** 4.00 m
Times : unladen/loaded (n/s) :
Lifting : 42/40
Lowering : 51/52
Boom extension : 15.6/14.9
Boom retraction : 25.7/26.3
Time unladen (in s) :
Cloud 3.5
Dump 3

 **Tyres** :
Front : BTI 220/225 265/70 R 19 - 5 XTA
BT 420/425 11.5/80 15.3
Rear : BTI 220/225 700 x 12 IC 40
BT 420/425 28 x 9 - 15 IC 40

 **Forks (mm)**
Length : 1100
Width x thickness 100 x 40

 **Brakes**
Handbrake
Mechanical on front axle

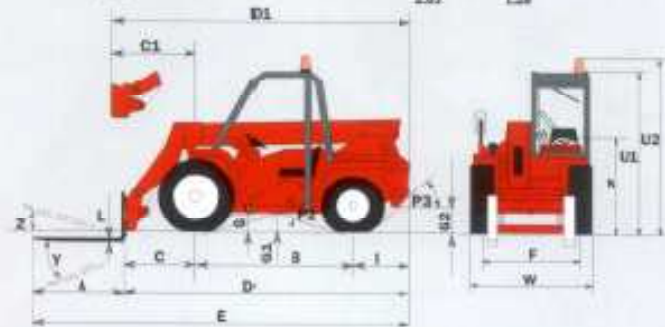
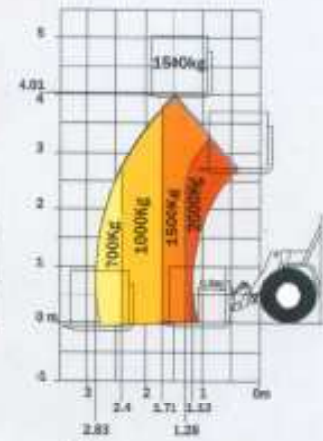
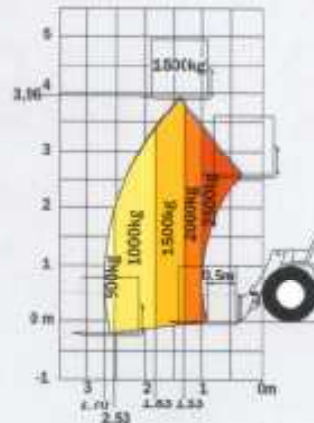
 **Perkins engine**
Type : 104-19
Capacity : 4 cyl - 1995 cm³
Power (DIN 6270 B) : 35 HP (26.7 kw)
Maximum torque : 11.9 Nm at 2200 r.p.m.
Rated speed : 2800 r.p.m.
Water cooling

 **Transmission** hydrostatic
Electromagnetic reversing shift
Maximum travel speed : 20.5 km/h

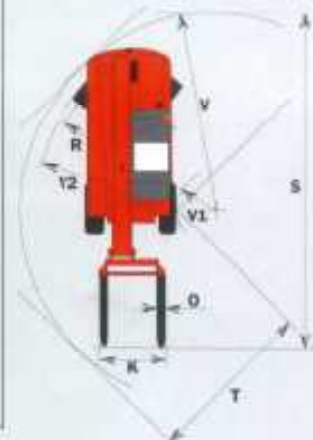
 **Hydraulics**
Lifting/tilting pump
gear type : 230 bars /56.7 l/min
Steering pump
gear type : 140 bars /23.1 l/min

 **Capacities**
Cooling system 8 l.
Engine oil 4.5 l.
Hydraulic oil 55 l.
Fuel tank 54 l.

 **Weight unladen (with forks)**
BT 420 BTI 220
BT 425 BTI 225
4610 kg 4630 kg
4530 kg 4550 kg
Overall width 1.44 m 1.46 m
Overall height 1.94 m 1.96 m
Turning radius (outside wheels) 3.57 m 2.92 m
Ground clearance 0.24 m 0.23 m
Drawbar pull 2900 kg 2900 kg



	BTI 220	BTI 225	BT 420	BT 425
A	1100	1100	1100	1100
B	1800	1800	1800	1800
C	1070	896	1065	896
C1	938		925	
D	3540	3381	3550	3381
D1	3400		3410	
E	4640	4480	4650	4480
F	1190	1190	1146	1146
F1	1112	1112	1112	1112
G	225	225	235	235
G1	225	225	235	235
G2	165	165	190	190
I	679	670	685	685
J	649	640	640	640
K	1020	1020	1020	1020
L	40	40	40	40
N	1200	1200	1180	1180
O	100	100	100	100
P2	34°	34°	34°	34°
P3	40°	40°	40°	40°
R	2735	2735	3435	3435
S	6146	4970	5800	5670
T	2540	2540	2565	2565
U1	1955	1955	1980	1980
U2	2115	2115	2140	2140
V	2975	2975	3675	3675
V1	611	615	1570	1570
V2	2915	2915	3565	3565
W	1460	1460	1436	1436
Y	107°	107°	107°	107°
Z	16°	16°	16°	16°



WINNER HANDLING

SUSSEX: 01903 230700

SURREY: 01483 456789

EMAIL: SALES@WINNERHANDLING.CO.UK