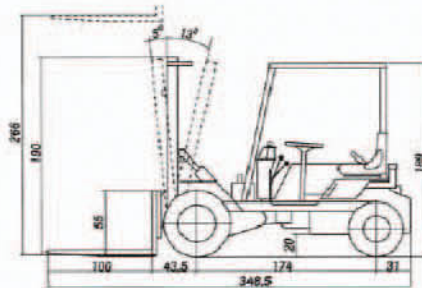
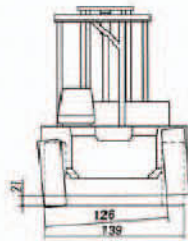
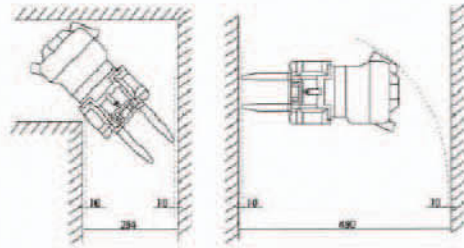


C 11 M _ 1300 Kg



MAST CHART					
Type	Maximum lifting height (mm)	Free lift (mm)	Mast height retracted (mm)	Max. height (mm)	Load (Kg)
Duplex (sr.)	2660	150	1980	3310	1300
Duplex	2250	150	1775	2900	1300
Duplex	3300	150	2300	3950	1300



TECHNICAL SPECIFICATIONS

	C 11 M
Load capacity (centre of gravity at 500 mm) (Kg)	1300
Lifting height (standard duplex mast) (mm)	2660
Engine	Diesel KUBOTA D902
Power acc./DIN 6270 B (KWHP)	12.5 / 16.7 (2500 rpm)
Power acc./DIN 79020 (KWHP)	13.6/18.2
N° of cylinders	3
Cooling system	Water
Traction	4 x 2
Transmission	Mechanical, with semi-synchronised gearbox, with 4 forward gears and 4 reverse.
Engine starting system	Electric
Speed (Maximum) (Km/h)	20
Unladen weight (Kg)	2050
Gradient negotiable (with full load)	37%
Hydraulic circuit	14.6 cc gear pump, Working pressure 180 bar.
Tyres	Front: 7.00-12 (12 PR) Rear: 6.00-9 (10 PR)
External turning circle (m/m)	3250
Steering	Hydraulic with priority valve, Working pressure 100 bar.
Tank capacity (l)	Fuel: 25 Hydraulic fluid: 15
Service brake	Hydraulic, drum-type, on front axle
Parking brake	Mechanical on front axle
Forkcarriage	FEM 2 - Width: 1250 mm
STANDARD EQUIPMENT	Ergonomic seat. Seat belt. Protective roof (ISO 6055). Rear view mirror. Rotating beacon. Audible reverse warning.
OPTIONAL EQUIPMENT	Lighting equipment. Side-shift: 1250 mm (width). Load backrest: 1250 mm. Hydraulic buckets: 300 l / 400 l.
Tyres	Front: 27x10-12 (14 PR) - (Big Foot) Rear: 27x8-9 (16 PR)

MHC2 0001 01

All dimensions are subject to possible changes in the specifications without prior notice.

WINNER HANDLING

SUSSEX: 01903 230700

SURREY: 01483 456789

EMAIL: SALES@WINNERHANDLING.CO.UK